

# JVL

# Bayou Richesse

by JVL

Game version b10.1.0.1

## GAME RULES



## GAME DESCRIPTION

Bayou Richesse is a 5x4 slot with 40 fixed paylines, featuring stacked wild symbols and Clockwork Wild free spin bonus.

Win is the product of payable prize and bet level.

RTP 88.00%, 94.00%, 96.03%

	<b>5 1000</b> <b>4 200</b> <b>3 25</b>		<b>5 400</b> <b>4 100</b> <b>3 25</b>
	<b>5 300</b> <b>4 100</b> <b>3 25</b>		
	<b>5 250</b> <b>4 75</b> <b>3 20</b>		
	<b>5 200</b> <b>4 50</b> <b>3 10</b>		

	<b>5 100</b> <b>4 50</b> <b>3 5</b>		<b>5 100</b> <b>4 50</b> <b>3 5</b>		<b>5 100</b> <b>4 20</b> <b>3 5</b>
	<b>5 100</b> <b>4 20</b> <b>3 5</b>		<b>5 50</b> <b>4 20</b> <b>3 5</b>		<b>5 50</b> <b>4 20</b> <b>3 5</b>

## GAME RULES

- Bet is set using the TOTAL BET selector.
- AUTOPLAY automatically plays the game for the selected number of rounds.
- Bet Level is the Total Bet value divided by 40.
- Line wins are multiplied by the current Bet Level of the winning game.
- All line wins are left to right on adjacent reels, starting with the leftmost reel.
- Only highest win paid per line played.
- Only one win paid per line played.
- Wins on different paylines are added at the end of the spin.
- Scatter wins are multiplied by the Total Bet.
- Scatter wins are paid in any position on the reels.
- Scatter wins are paid in addition to line wins.
- Only highest scatter win paid per play.

## SCATTER PAYS



3

PAY 2x BET + 13 FREE SPINS

Pays in any position on reels 2,3 and 4.

## SPECIAL SYMBOLS



= FLEUR



= LOGO

FLEUR is wild and substitutes for all symbols except LOGO to make a winning combination.

Appears on reels 2,3, 4, and 5 only.

## FREE SPIN BONUS

3 scattered LOGO appearing in any position on reels 2,3 and 4 award 2X total bet and 13 Clockwork Wild free spins.

During free spins, FLEUR is wild and substitutes for any symbol to make a winning combination.

During free spins, FLEUR appears on all reels.

During the second spin, a FLEUR representing the first in a block of 4 stacked FLEURS appears at the top of Reel 2 and the bottom of Reel 4.

During each subsequent spin, the blocks of FLEURS move one position downward on Reel 2 and one position upward on Reel 4 such that both reels are filled with FLEURS on the fifth free spin.

During the next four spins, the blocks of FLEURS continue to move one position downward on Reel 2 and upward on Reel 4 until they are no longer visible on the reels on the ninth spin.

During the tenth spin, the first in a block of 4 stacked FLEURS re-appears at the top of Reel 2 and the bottom of Reel 4.

During each subsequent spin, the blocks of FLEURS move one position downward on Reel 2 and one position upward on Reel 4 such that both reels are filled with FLEURS on the thirteenth and final free spin.










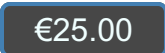

Additional free spins cannot be won during free spins.

Free spins are played using different reel sets than base games.

LOGO is not available during free spins.

## GAME FUNCTIONS

---

	<b>SPIN BUTTON</b> Click to start a game round at the current bet value.
	<b>SPIN BUTTON (DURING SPIN)</b> Click to rapidly stop the reel animations or any win animations. This does not stop autoplay.
	<b>SPIN BUTTON (WITH AUTOPLAY ACTIVE)</b> The number displays how many autoplay spins remain.
	<b>AUTOPLAY BUTTON</b> Click to open the autoplay pop-up menu.
	<b>AUTOPLAY BUTTON (WITH AUTOPLAY ACTIVE)</b> Click to stop autoplay.
	<b>INFO BUTTON</b> Click to open the paytable and game rules.
	<b>MENU BUTTON</b> Click to open the settings.
	<b>AUDIO BUTTON</b> Click to set the volume level.
	<b>TOTAL BET</b> Click "+" or "-" to change the bet level.
	<b>WIN</b> Displays current win in coins.
	<b>BALANCE</b> Displays balance in coins.

## **POP-UP MENUS**

### **AUTOPLAY**

The autoplay pop-up menu allows the player to select a number of spins to autoplay at the current Total Bet. To do so, player changes Number of Plays to the desired value. The player must then set a loss limit (must be greater than 0) and then click on the START button to confirm their intention. The menu is then hidden, and the player is returned to the main game screen, with autoplay active.

The player may also choose to set optional conditions to automatically stop autoplay. These include:

- Stop autoplay on a single win of a player-stipulated value;
- Stop autoplay if the balance increases by the amount the player specifies;
- Stop autoplay upon entering free spins.

Note: If you are disconnected while playing, all autoplay settings will return to default when you reload the game.

## **GAME SETTINGS**

### **VOLUME**

Click to toggle all audio on/off.

### **SPACEBAR TO SPIN**

Click to toggle ability to spin using the spacebar on/off.

### **FAST SPIN**

Click to toggle. When selected, reel spin stops as quickly as possible.

### **BACKGROUND MUSIC**

Click to toggle base game background music on/off.

## **REGULATORY AND ADDITIONAL INFORMATION**

### **CURRENT TIME**

The game client shows the current time at all times. The time is acquired from the player's computer or device system clock.

### **ADDITIONAL INFORMATION**

The following processes may be subject to the terms and conditions of the gaming site:

- The process of managing unfinished game rounds;
- The time after which inactive game sessions are automatically ended.

120,000.00 is the maximum win from a single game. If maximum win is attained during gameplay, the game will terminate and the maximum win will be awarded.

In the event of malfunction of the gaming hardware/software, all affected game bets and payouts are rendered void and all affected bets refunded.