



SPEARHEAD LTD

# Lara Jones Treasures of Egypt Game Rules

*The information contained within this Document is private and confidential. Unless otherwise noted or with the prior written permission of the directors, all materials, including images, illustrations, designs, icons, photographs and written materials that appear as part of this Document (collectively, the "Contents") are copyrights, trademarks and/or other intellectual properties owned, controlled or licensed by Spearhead Limited (Malta). The contents of this Document may not be reproduced, published, distributed, displayed, modified or exploited in any way and remain the sole property of Spearhead Limited (Malta).*

## Lara Jones Treasures of Egypt – game rules

### Version history

Version	Date	By	Changes
0.1	29/01/2020	KC	First draft
0.2	26/02/2020	TC	Content updated

## Lara Jones Treasures of Egypt – game rules

**Lara Jones Treasures of Egypt** is a 5x3 videoslot featuring the intrepid and alluring Lara Jones on her new mission to uncover the treasures of ancient Egypt. The game features Symbol Replacement, Gamble Ladder, Buy Into Bonus, and a Free Spin mode with Sticky Wilds.

Return To Player (RTP): 96,46%.

### GAME RULES

- There are 10 selectable pay lines, paying left-to-right.
- There are 11 symbols, 4 high-paying, 5 low-paying, a Wild and Scatter.
- The bet level is set using the BET/LINE and PAYLINES selectors.
- The player can increase or decrease the number of lines per bet.
- The total bet is the bet per line multiplied by the number of active lines.
- AUTOPLAY automatically plays the game for the selected number of rounds.
- Winning combinations and payouts are made according to the Paytable.
- Only the longest matching combination per symbol is paid.
- Simultaneous or coinciding wins on different paylines are added.
- Freespins are paid according to the bet amount prior to entering Freespins Mode.

### GAME FEATURES

#### Cleopatra Spin

- A randomly occurring feature that replaces any Queen, Jack or 10 symbols with the top-paying (Cleopatra) symbol. Only the modified panel is evaluated for winnings.
- The Cleopatra Spin occurs only in the base game.

#### Wild Symbol

- Replaces any symbol except the scatter symbol.

#### Sticky Wilds

- During free spins, all wilds are 'sticky' meaning they will remain in position for the remainder of the free spin session, overriding the symbols landing underneath on all subsequent spins. Scatter symbols will shine through sticky wilds.

#### Gamble Ladder

- The ladder gamble can be entered by clicking the gamble button after a win.
- The player's stake (win from normal game) dictates their starting position on the ladder
- The player can gamble their win by clicking the gamble button with the ladder symbol. In case of a win, you will land on the highlighted step above your current one, in the case of a loss, on the highlighted lower one.
- Players can opt to use the Gamble Ladder to potentially increase any single base game win or the total winnings from free spins.
- Players can choose to collect an amount equal to the current highlighted step minus the lower step; the rest remains available as the new Gamble Amount and can still be gambled.

## Lara Jones Treasures of Egypt – game rules

- Where the player enters the gamble feature with a stake that is not a value on the ladder, then the probability of winning or losing is proportional to the gamble amount, and the gamble win.
- The maximum cap value for gamble is 150.00 if the starting win amount is <150 and 30,000.00 if the starting win amount is >=150.

### Buy Into Bonus

- Players can opt to use the Buy Into Bonus feature to enter directly into free spins (not available in all jurisdictions). The cost is 50X the current total bet.





### Scatter Symbol

- Reels 1, 3 and 5 can contain a Scatter symbol.
- Whenever 3 Scatter symbols land anywhere on reels 1, 3 and 5, the player is awarded 10 free spins.
- Scatter symbols landing under a Sticky Wild 'shine through'.







### Freespins Mode

- Whenever 3 scatters land anywhere on reels 1, 3 and 5, the game awards 10 free spins.
- Scatters landing under a Sticky Wild 'shine through'.
- 3 scatters landing anywhere on reels 1, 3 and 5 will award an additional 10 free spins.



## GAME FUNCTIONS

	<p>SPIN BUTTON</p> <p>Click to start a game round at the current bet value.</p>
	<p>SPIN BUTTON (DURING SPIN)</p> <p>Click to rapidly stop the reel animations or any win animations. This does not stop autoplay.</p>
	<p>AUTOPLAY BUTTON</p> <p>Click to open the autoplay pop-up menu.</p>
	<p>AUTOPLAY BUTTON (WITH AUTOPLAY ACTIVE)</p> <p>The number displays how many autoplay spins remain. Click to stop autoplay.</p>

Lara Jones Treasures of Egypt – game rules

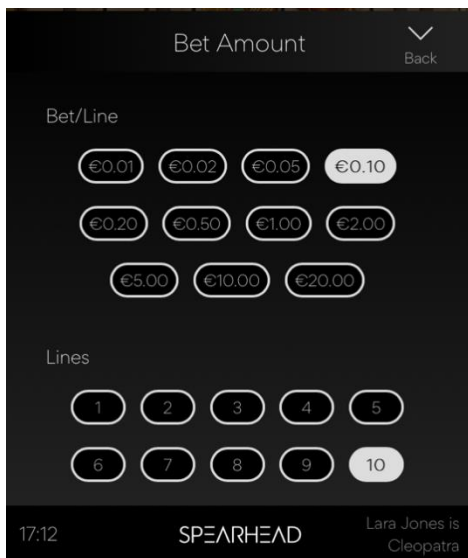
	<p><b>BET/LINE BUTTONS</b></p> <p>Click '-' or '+' buttons to change the bet amount per pay line.</p>
	<p><b>PAYLINES</b></p> <p>Click '-' or '+' buttons to change the number of selected pay lines.</p>
	<p><b>BUY INTO BONUS</b></p> <p>Press to advance directly to the Free Spin Mode. The cost of this feature is displayed inside the text area of the button.(not available in all jurisdictions)</p>
	<p><b>GAMBLE BUTTON (ACTIVE)</b></p> <p>Click to open Gamble Ladder feature</p>
	<p><b>GAMBLE BUTTON (INACTIVE)</b></p>
	<p><b>PAYTABLE</b></p> <p>Click to open the payable</p>
	<p><b>LADDER GAMBLE BUTTON</b></p> <p>Click to gamble on the gamble ladder.</p>
	<p><b>SPLIT BUTTON</b></p> <p>Click to collect an amount equal to the current highlighted step minus the lower step (Split is only available for Gamble Amounts that correspond to the exact value presented on the gamble ladder).</p>
	<p><b>TAKE WIN BUTTON</b></p> <p>Click to take winnings and have them added to the balance.</p>

## Lara Jones Treasures of Egypt – game rules

	<b>MENU BUTTON</b> Click to open the settings, payable and game rules.
	<b>AUDIO BUTTON</b> Click to toggle all audio on/off.

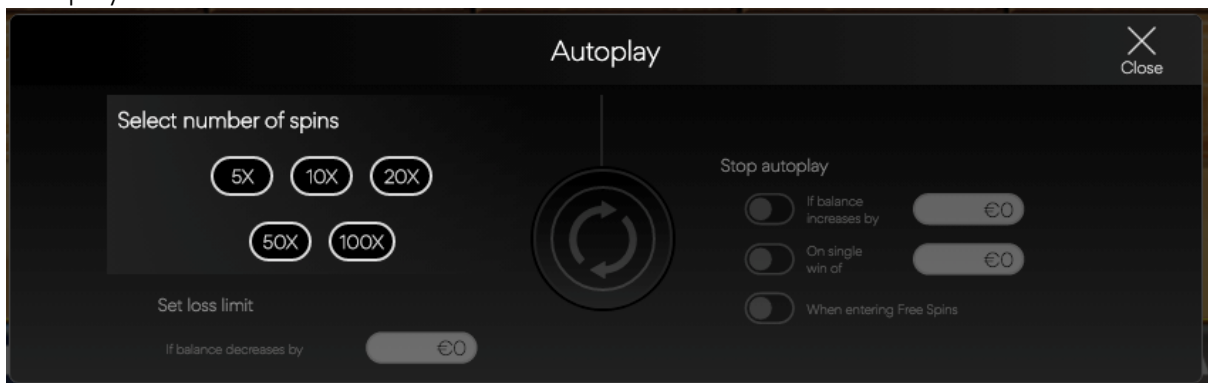
### POP-UP MENUS

#### Bet Amount (mobile only)



The bet amount pop-up menu displays all available bet/line and payline options amounts. The currently-selected amount is highlighted white. The player can also click on the 'Back' icon, to return to the main game screen without making any changes to the bet amount.

#### Autoplay



The autoplay pop-up menu allows the player to select a number of spins to autoplay. To do so, the player clicks on one of the available spin number options. This button will then highlight white. The player must then set a loss limit (must be greater than 0) and then click

## Lara Jones Treasures of Egypt – game rules

on the spin button to confirm their intention. The menu is then hidden and the player is returned to the main game screen, with autoplay active.

Gamble is not available during autoplay, however, the player may opt to gamble any winnings awarded on the final spin.

The player may also choose to set optional conditions to automatically stop autoplay. These include:

- Stop autoplay on a single win of a player-stipulated value.
- Stop autoplay if the balance increases by the amount the player specifies.
- Stop autoplay upon entering free spins

Note: If you are disconnected while playing, all autoplay settings will return to default when you reload the game.

### GAME SETTINGS AND REGULATORY

#### Current time

The game client shows the current time at all times (in the bottom left of the screen). The time is acquired from the player's computer or device system clock.

#### Reality check

In case the operator does not provide this functionality, the player can choose to set a reminder for 30, 60 or 90 minutes from the settings menu. To access this, the player:

- Clicks/taps on the 'setting hamburger' icon.
- The settings, payable, game rules, and close icons pop-up from the bottom of the screen. On mobile, the home and mute buttons are also visible.
- The player clicks/taps on the settings icon.
- The settings pop-up menu is displayed.
- Under 'Set Reminder', the player can select one of three possible options are enabled (30, 60 and 90 minutes).
- The player clicks/taps on 'Close' to return to the game.
- If the player is still playing after their chosen interval has been reached, then a pop-up is displayed with a text reminder and the stated time interval. The pop-up screen contains:
  - o Notice of selected reminder time interval having been reached
  - o Link to return to the game
  - o Link to exit the game

## Lara Jones Treasures of Egypt – game rules

### ADDITIONAL INFORMATION

The following processes may be subject to the terms and conditions of the gaming site.

- The process of managing unfinished game rounds.
- The time after which inactive game sessions are automatically ended.

In the event of malfunction of the gaming hardware/software, all affected game bets and payouts are rendered void and all affected bets refunded.