

GAME RULES

- James Gold and the Mummy Riches is a 5-reel, 3-row video slot featuring Wild substitutions and Re-spins.
- The game is played with 10 bet lines (fixed) and different coin values.
- The coin value is set with the arrows next to the COIN VALUE section.
- Balance displays the amount of cash or coins available to bet.
- The game can be played with cash or coins. To switch between cash and coins, go to the Game Settings.
- Winning combinations and payouts are made according to the Paytable.
- A bet line win is equal to the value shown in the Paytable multiplied by any applicable multipliers.
- Symbol payout values shown in the Paytable are presented in coins and are static. Cash payout values are equal to the coin amount shown in the Paytable multiplied by the selected coin value.
- On a given payline, only the highest winning combination pays while simultaneous winnings on different paylines are accumulated.
- Bet line wins pay if in succession from leftmost to right and from rightmost to left.
- All wins pay on bet lines only.
- Re-spins wins are added to any initial bet line wins.
- Re-spins are played at the same bet value as the round that activated them.
- All wins in game animations are presented in coins.

WILD RESPINS AND SUBSTITUTIONS

- Pharaoh Wild Symbols appear on reel 1. James Gold Wild Symbols appear on reel 5.
- Pharaoh Wild or James Gold Wild symbol appearing on the reels awards a Respin, and the Wild moves one place on the reels during that Respin.
- Pharaoh Wild symbol moves to the right on the reels and James Gold Wild symbol moves to the left.
- If Pharaoh Wild and James Gold Wild symbols land final positions on the same reel, all symbols on that reel are substituted with Mummy Wild symbol and a Respin is awarded. The reel stacked with Mummy Wild symbols is called a Mummy Reel.
- At the start of the first Respin after Mummy Wild symbols substitution, a Mummy Reel splits into two, with one Mummy Reel moving one place left on the reels and one Mummy Reel moving right.
- If moving Pharaoh Wild or James Gold Wild symbol lands final position on the Mummy reel or appears behind the Mummy reel, then at the start of the next Respin the Mummy Reel splits into two, with one Mummy Reel moving one place left on the reels and one Mummy Reel moving right.
- The maximum number of Respins is 20.
- Wild symbol substitutes for all symbols. Wild symbol does not pay by itself except when there are no other regular symbols active on the payline. Five consecutive Wilds on a payline substitute for five highest paying symbols.

AUTO PLAY







- The autoplay pop-up menu allows the player to select a number of spins to autoplay.
- To do so, the player must set a cash decrease value (loss limit - must be greater than 0) and then click on one of the available spin number options to start auto play.
- The menu is then hidden and the player is returned to the main game screen, with autoplay active.
- The player may also choose to set optional conditions to automatically stop autoplay. These include:




- Stop autoplay on any single win.
- Stop autoplay if the balance increases by the amount the player specifies.
- Stop autoplay on a single win of a player-stipulated value.
- Each click on the auto play menu button clears all previously selected values and opens the auto play menu with default settings.
- If you are disconnected while playing, all autoplay settings will return to default when you reload the game.

ADDITIONAL INFORMATION

- The following processes may be subject to the terms and conditions of the gaming site:
 - The process of managing unfinished game rounds.
 - The time after which inactive game sessions are automatically ended.
- In the event of malfunction of the gaming hardware/software, all affected game bets and payouts are rendered void and all affected bets refunded.
- The theoretical return to player (RTP) for this game is 96.66%.

HOW TO PLAY

	Click to start a game round at the current bet and coin value.
	Click up or down arrows to change the coin value.
	Click to stop the game round.
	Click to turn Quick spin on (subject to the terms and conditions of the gaming site).
	Click to turn Quick spin off (subject to the terms and conditions of the gaming site).
	Click to choose the number of Autoplay rounds and advanced Autoplay settings.
	When Autoplay rounds were chosen, the remaining number of rounds will be displayed on the Autoplay button. Click the

	Autoplay button to stop Autoplay.
	Click to mute game sound.
	Click to access Game Menu for game settings, game payable and game rules.